

**MACOM**<sup>TM</sup>

*Partners from RF to Light*



**SPICE Model  
MA4P7493-134**

Aug 31, 2021



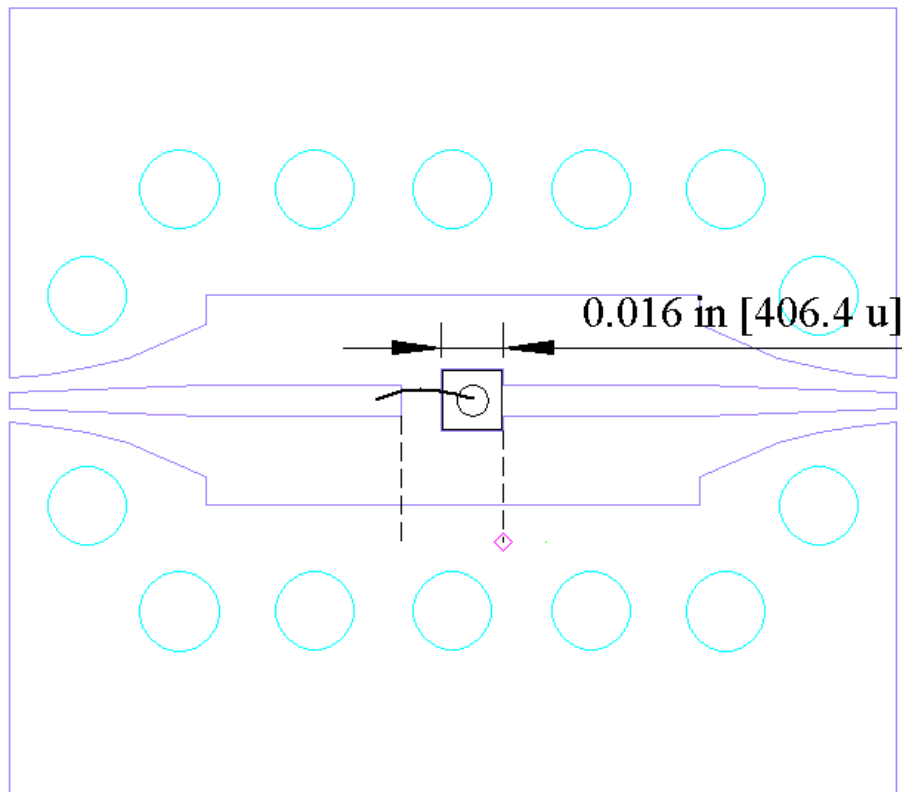
# Contents

---

- **Test Fixture**
- **Bond Wire**
- **Diode**
- **Results**
  - IV Curve
  - Series 100 mA
  - Series -40 V

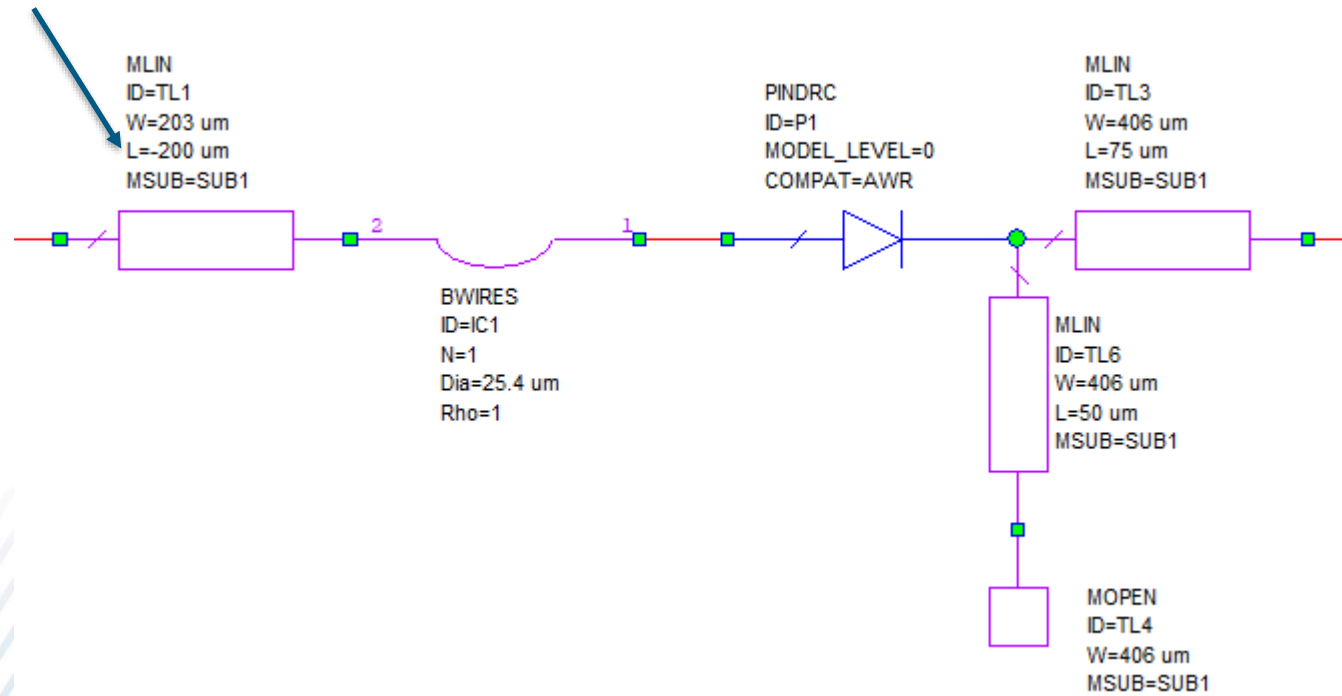
# Test Fixture

- 10 mils Rogers RO3010 with 1/2 oz copper
- S-parameters measured with port extensions such that the reference planes are set to the dash lines on the input and output as shown below

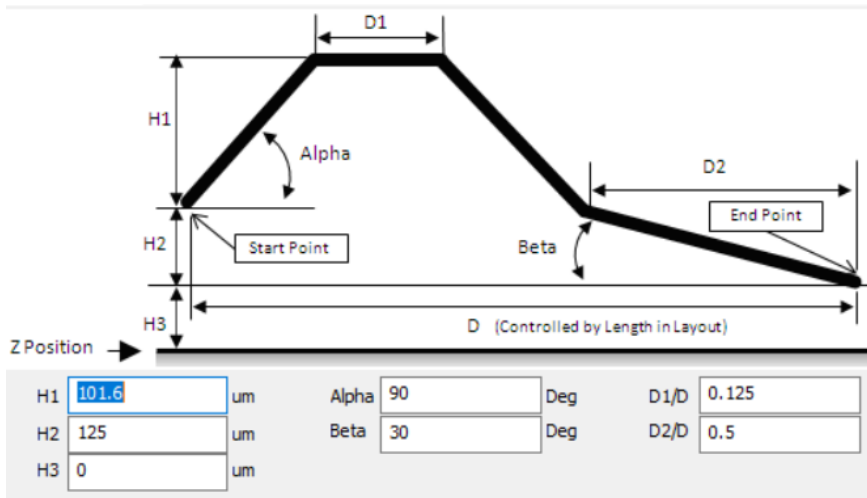


# Test Fixture Model

Minus 200 um



# Bond Wire



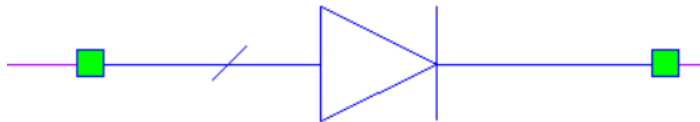
Element Options: BWIRES - Bond wire model (EIA/JEDEC Standard No. 59)

Bondwire Profile						
Parameters						
User Attributes						
Symbol						
Layout						
Model Option						
Name	Value	Unit	Tune	Optimize	Constrain	Lower
ID	IC1					
N	1					
Dia	25.4	um	<input type="checkbox"/>	<input type="checkbox"/>	<input type="checkbox"/>	
Rho	1		<input type="checkbox"/>	<input type="checkbox"/>	<input type="checkbox"/>	
WModel	4 segments		<input type="checkbox"/>	<input type="checkbox"/>	<input type="checkbox"/>	
Alpha	90	Deg	<input type="checkbox"/>	<input type="checkbox"/>	<input type="checkbox"/>	
Beta	30	Deg	<input type="checkbox"/>	<input type="checkbox"/>	<input type="checkbox"/>	
H1	101.6	um	<input type="checkbox"/>	<input type="checkbox"/>	<input type="checkbox"/>	
H2	125	um	<input type="checkbox"/>	<input type="checkbox"/>	<input type="checkbox"/>	
H3	0	um	<input type="checkbox"/>	<input type="checkbox"/>	<input type="checkbox"/>	
D1_Ratio	0.125		<input type="checkbox"/>	<input type="checkbox"/>	<input type="checkbox"/>	
D2_Ratio	0.5		<input type="checkbox"/>	<input type="checkbox"/>	<input type="checkbox"/>	
P0	{0,0}	um				
P1	{BW_len,0}	um				
IndModel	RLC		<input type="checkbox"/>	<input type="checkbox"/>	<input type="checkbox"/>	

BW\_len = 610

# Robert Caverly PIN Diode Model

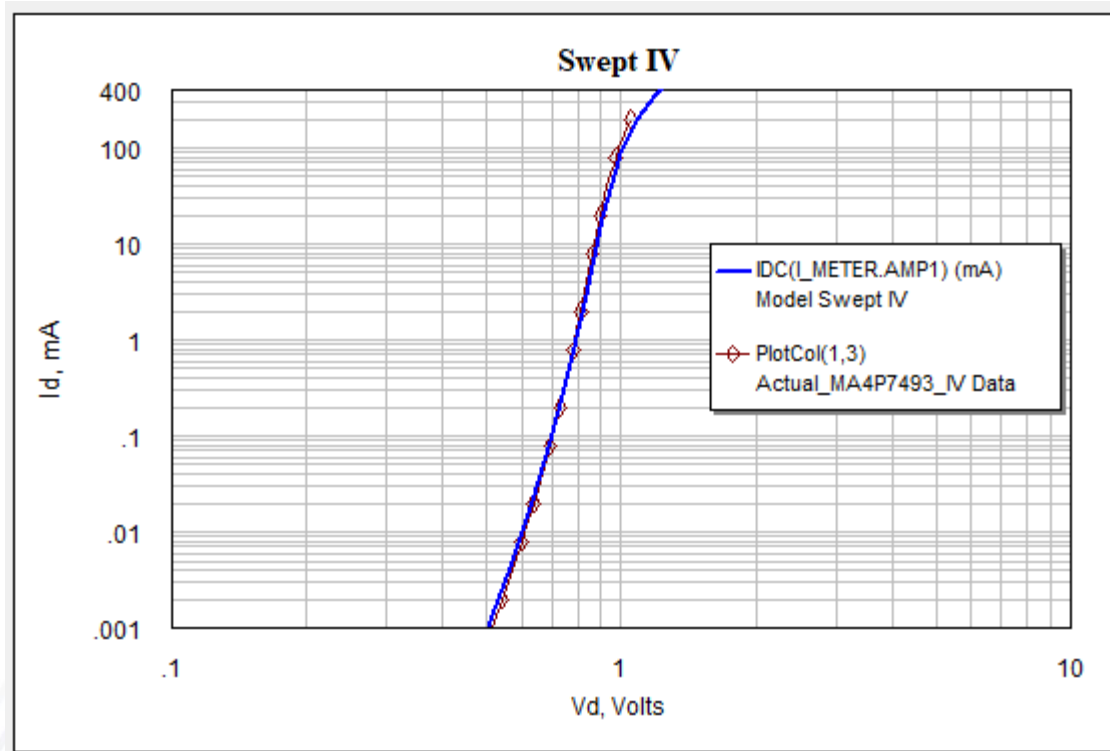
PINDRC  
 ID=P1  
 MODEL\_LEVEL=0  
 COMPAT=AWR



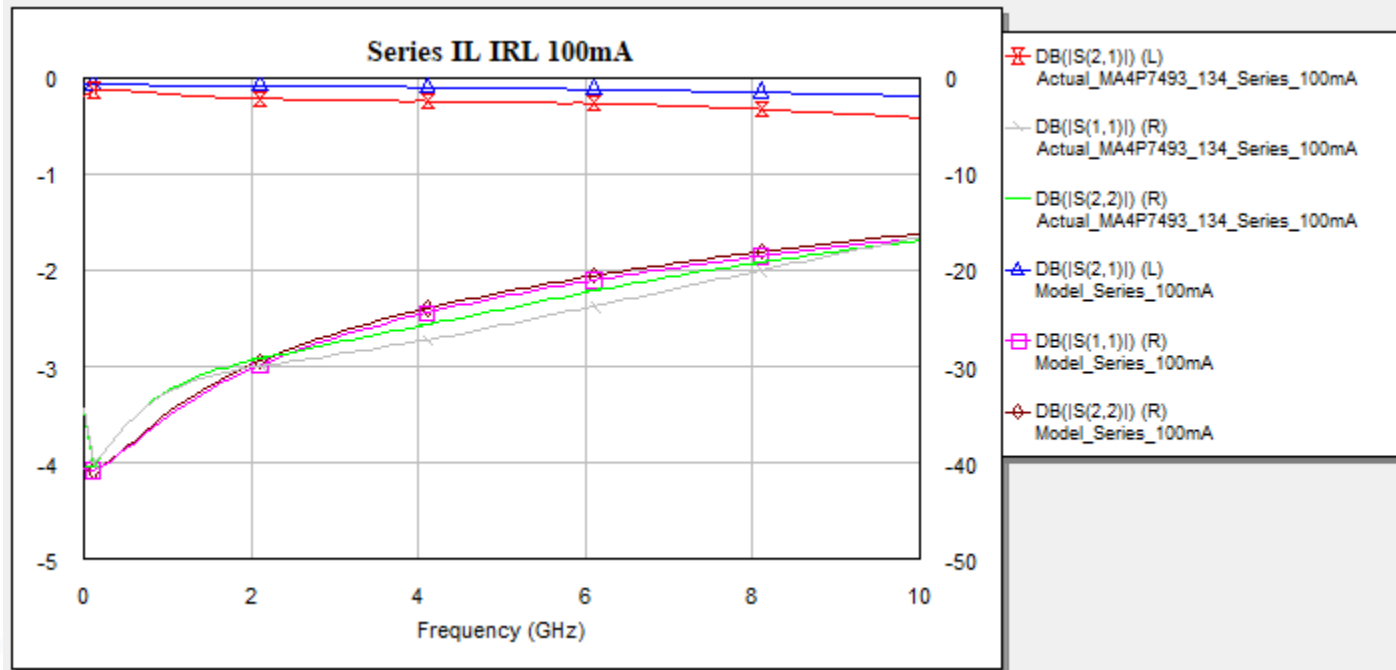
Name	Value	Unit
ID	P1	
IS	Is	mA
IKNEE	Iknee	mA
N	Npin	
RLIM	Rs	Ohm
REPI	Repi	Ohm
CJ	Cj	pF
CPKG	Cpkg	pF
TAU	LT	ns
W	W	
B	3	
LBOND	Lpkg	nH
TNOM	26.85	DegC
TEMP	26.85	DegC
AREA	1	
NFLAG	Noise Off	

Is=5.22e-09  
 Iknee=12  
 Npin=0.8  
 Repi=1000  
 LT=220  
 W=19  
 Cj=0.05  
 Rs=0.53  
 Cpkg=0.0  
 Lpkg=0.0

# IV Curve

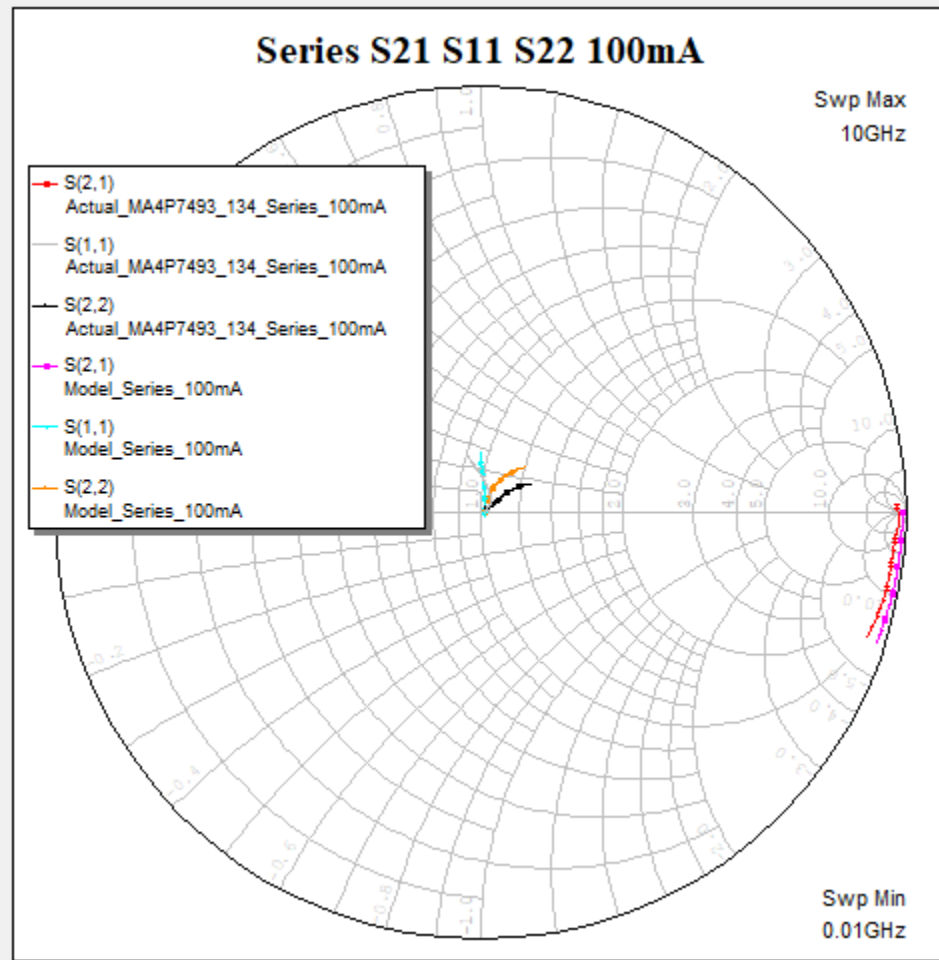


# Series 100 mA

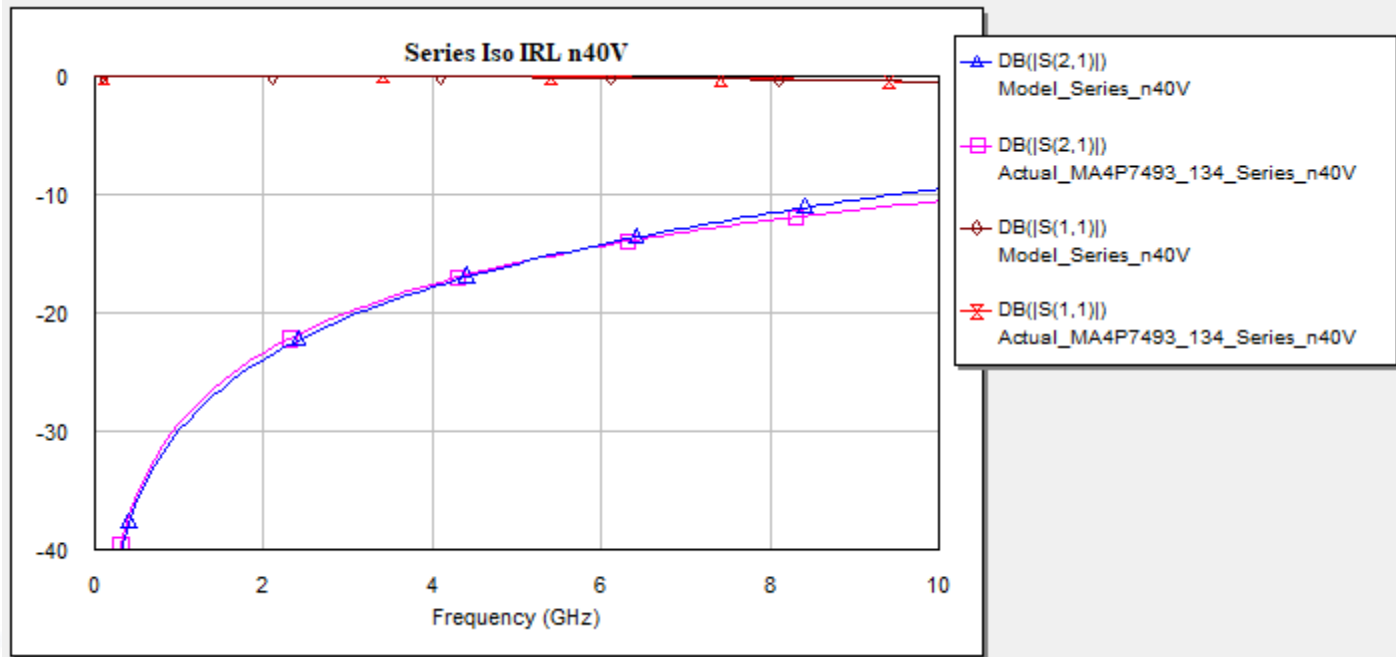




# Series 100 mA



# Series -40 V



# Series -40 V

